


**"Love Notes Memo Holder"**

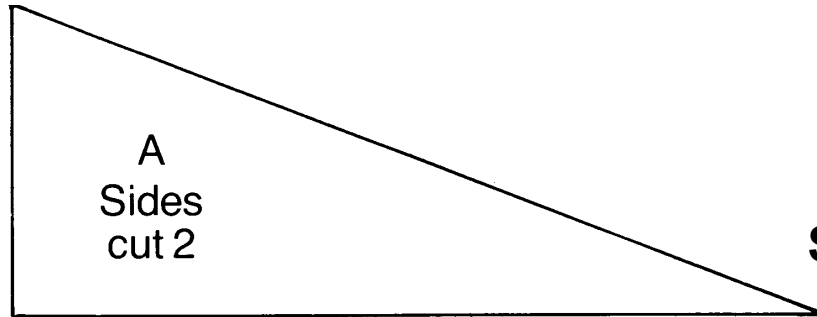
Patti Pipp  
Englishtown, NJ



A

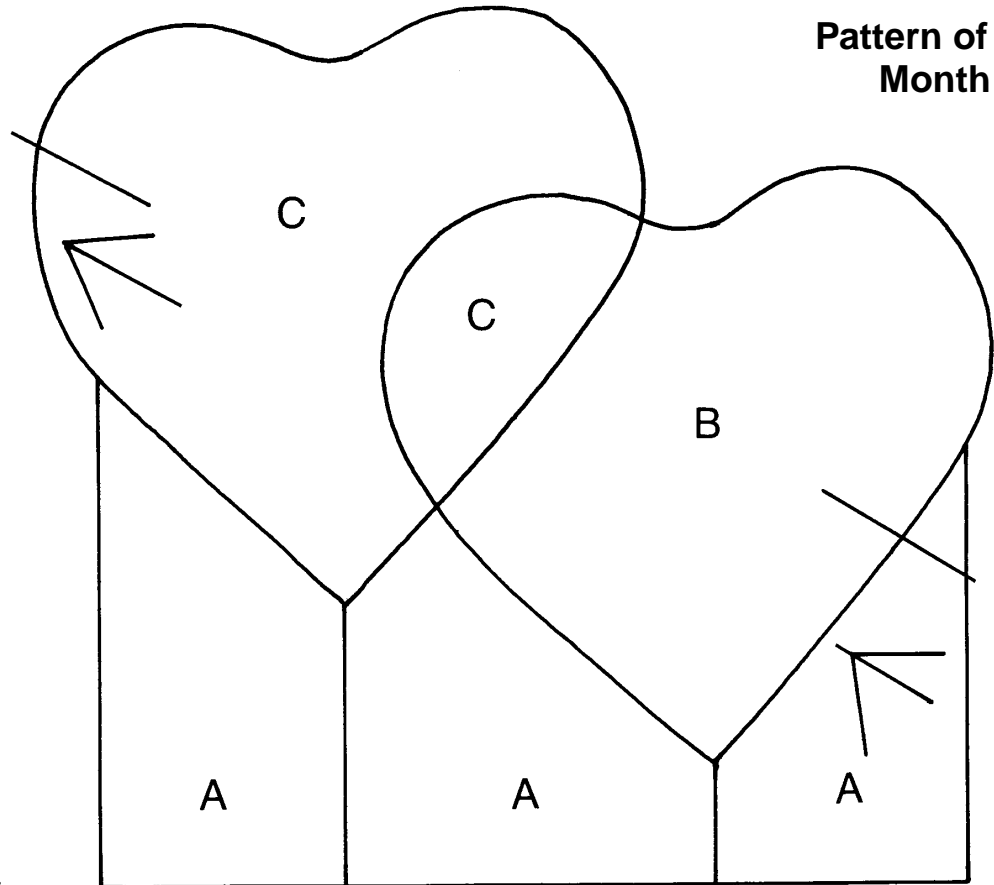
**Spectrum Glass Color Suggestions**

- A. 305s "Pearl White"
- B. 345-2s Light Purple Opal
- C. 349-2s Light Purple wispy



**Spectrum  
Glass**

**Pattern of the  
Month**



**Instructions:**

1. Assemble back first, making sure you keep to pattern size.
2. Attach bottom to sides.
3. Attach back panel to sides and bottom piece.
4. Copper patina and polish.
5. Using brass rod (approx. 10") cut arrow and solder to edge of hearts.
6. 4" x 6" note paper fits perfectly.

© 1998 *Mastercraft Studios and Spectrum Glass*

Dealer: Copyright arrangements permit unlimited duplication of patterns for distribution to your customers and students.