



Cutting you in on the latest from Spectrum Glass Company

Evolution of "The SCORE"

Through the years, The SCORE has covered a lot of interesting subjects and artists. Many past issues can be found online as well as individual articles that

ran in previous SCOREs. (On the Spectrum Stained Glass website under "Knowledge Base" / "Information Archives.") It's a modern day fact that online communications are playing an increasingly larger role for most companies. The trend just makes sense — materials become readily and easily available, it saves printing costs, and decreases overall paper consumption.

At Spectrum Glass, we like the idea of becoming a bit "greener" and we, too, have reduced our volume of printed materials over the past few years. The majority of our catalogs, booklets, patterns, and guides have already been converted to downloadable PDF files available on our websites. We haven't stopped creating new content for our customers, only the distribution of information is changing. While we will still use traditional print for a small portion of our communications, we will endeavor to publish the majority online.

In keeping with this trend, beginning with the coming fall issue of The SCORE, we will be switching to a four-page format

from the traditional eight pages. This will significantly reduce the amount of paper required to produce the publication — a great step in the right direction.



So...What Will the New SCORE Look Like?

The new format will feature a cover page that contains basic information, and brief news releases to keep you up to speed on our newest products, websites of interest, and tips for your stained glass/glass fusing projects. More importantly, The SCORE will contain the traditional, and always popular three patterns in every issue. You will also have access to the free bonus patterns, as you have in the past, through your local Art Glass Retailer.

As our collective consciousness is elevated to create a greener environment, we are all making efforts to produce less waste. Rest assured though that we will still work hard to fulfill our readers' expectations for quality content by posting articles online, whenever we are able to do so. Please remember to sign up for our emails to get the most up-to-date information about Spectrum and System 96 products. It's the best method for receiving important news from Spectrum Glass.

As always, count on Spectrum Glass for new ideas, patterns, featured artists and techniques of note through both your Retailer and our website. If you're not taking advantage of spectrumglass.com, we encourage you to do so. It's a great resource for general art glass information and design



inspiration! The product search engine is incredibly useful, as are the many articles, beautiful gallery images and, of course ... the Free Patterns Library.

Our readers have frequently told us how much The SCORE patterns inspired them, especially as they got started in stained glass. We also understand that there are still many readers who count on their traditional printed copy of The SCORE. So, for the foreseeable future at least, we plan to continue printing the newsletter in the new four-page format, distributing it through our valued Stained Glass Retailers.

If you're interested in fusing, or thinking about giving it a try, the System 96® website is full of great ideas too, including Project Guides and firing schedules. Our library of Projects offer designs for all levels — from beginners to advanced. Each Guide explains, in simple terms how to achieve either a specific design or a special technique. Over forty of these Guides can be found in the Craft Corner section of the System 96 website.

Have a subject for an article, or a website feature you would like us to consider? Please send your suggestions to us... we're always looking for great ideas, and we'd love to hear from you! Submit your website ideas and article suggestions to: info@spectrumglass.com, or mail it to:

The SCORE
c/o Spectrum Glass Co.
P.O. Box 646
Woodinville, WA 98072-0646.

Our "Green Statement" can be found in the "About Us" tab of the Spectrum Stained Glass website: www.spectrumglass.com/stained-glass.

Inspiration

... Right Around the Corner

We'd like to take this opportunity to remind you that your local Art Glass Retailer is still your best resource for support. Their assistance in glass color selection, technical advice, and pattern selection, as well as general encouragement simply can't be replaced! By supporting them, you are ensuring they remain a viable resource for you and your fellow glass enthusiasts.



Morningstar Studio, Homer, AK



Warmglass just got warmer!

New Persimmon and Terra Cotta — rich, earthy hues taken directly from Nature's palette.



Terra Cotta
215-72SF

Persimmon
271-71SF



System 96
Spectrum Glass
www.System96.com

Got Talent?

If so...We Want To See It!

It's a great feeling when you complete a piece that you are particularly proud of. So, why not show it off a bit? Here are just a few examples of some of work that has been submitted to us over the past few years. From the whimsical to the detailed, we love it all. It always brightens our day to see what wonderful art has been created from our glass.

To have your artwork considered for inclusion in our marketing materials, just send us a high-resolution image, or images of your work. Likewise, if you've created an outstanding pattern that would compliment our Pattern Gallery that you would like to submit for consideration, please make sure to send a clean line-art drawing (via email or through the mail) of your design. If we choose your piece for reproduction (in the Score, website or other marketing purposes), we'll need to contact you, so be sure to include that information.

Thanks to all of our participating readers for your contributions and please, keep it coming. For those of you who have been thinking about sending your crowning achievements to us, but haven't yet, there's no time like the present. We're counting on you!

Stained Glass Gallery



Henri Arsenaault, Lisbon Falls, ME



Sue Mehess, St. Helens, OR



Rickey R. Turner, Mount Pleasant, TN



Susana Rutherford, Charlottetown, PEI, Canada



Mary Jane Zisoff,
Parry Sound,
Ontario, Canada



Joe Dwight, Kailua, HI



Judy Kean, Avon Lake, OH



121W




132W



110.2W



146W




526-2W



538-6W




152W



110.8W



523-8W



171W



134W



151W



161W



528-4W



534-2W



533-1W



111W



WATERGLASS®

The Spectrum Waterglass® texture is dynamic, yet subtle and natural. It gives projects a depth and movement that makes them come *alive*.

The organic grace of the Waterglass texture is available in 41 luminous colors.



Spectrum Glass — A Cut Above



Sample Sets!

As a glass crafter, you know there is no substitute for the real thing when it comes time to choose glass for your project. You need actual glass samples, and accurate ones at that.

Spectrum offers a wide variety of sample sets — from the Stained Glass Master Set to individual glass family sets.

In each set, we provide large, useful samples — nearly 3" x 4" — twice the size offered by most other companies. Each sample is carefully selected and graded to be representative of color, mix, texture and light transmission. See all the sets we offer by visiting the Spectrum online store.



Spectrum Glass

The SCORE™ is published quarterly by:
Spectrum Glass Company, Inc.
P.O. Box 646
Woodinville, WA USA 98072
Phone: 425-483-6699 FAX 425-483-9007

www.SpectrumGlass.com
info@SpectrumGlass.com
www.System96.com
hotglass@System96.com



© 2009 Spectrum Glass Company, all rights reserved.

Project Guide


Black Cord Quilt

Glass Cutting: **simple straight cuts**

Firing: **full fuse, slump**



The texture in Black Cord creates an organic woven look in this easy project.



1 Cut sixteen 2-inch squares from Black Cord. (Always cut a textured glass on the smooth side.)



2 Working with several squares at a time, spray the the textured side with hairspray* and quickly wipe only the ridge tops with a damp paper towel.



3 Lightly sprinkle your first color of fine opal Frit into the valleys of the texture on 8 of the squares.



4 Pat down the Frit with the end of a brush or similar tool to expose the ridges. Spray again with hairspray to hold. Repeat steps 2-4 using your second color of Frit.



5 Place Frit-topped squares onto base, alternating the color and grain of each as shown. Top with 2-inch Clear squares (if desired) for added depth. Full Fuse, Slump.

Materials We Used

Base: 8-inch Black Square

Frit: Fine Almond Opal and Medium Blue Opal

Clear (if desired)

***Hairspray:** choose a cheap one without conditioners or fragrance in a pump spray bottle. (Pumps have less overspray than aerosols.) Hold 10-12 inches from surface for best results.

Tips & Tricks

This technique requires the use of OPAL Frit to show against the Black Cord!



"Clucky"

*This Spectrum Pattern of the Month is available
FREE from your local retailer.*

NOTE: Eyes and nostril are painted.

Spectrum Glass Suggestions

- A. 6067-83CC Mimosa
- B. 357-1S Cherry Red/ White
- C. 6000-81CC Pearl
- D. 6076-83CC Inferno
- E. 1009S Black

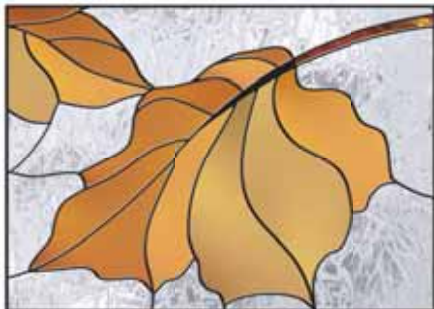
© 2009 Spectrum Glass



Autumn Glow



*This Spectrum Pattern of the Month is available
FREE from your local retailer.*



Spectrum Glass Suggestions

- | | |
|------------|-------------------------|
| A. 110.2S | Pale Amber |
| B. 110.4SF | Light Amber |
| C. 110.8SF | Medium Amber |
| D. 111SF | Dark Amber |
| F. 319-6S | Dark Amber/White, wispy |
| E. 100K | Clear Krinkle |



THE
SCORE™

Brought to you by:

*This Spectrum Pattern of the Month is available
FREE from your local retailer.*



Maurice
Sara Peterson

Spectrum Glass Suggestions

- A. 271-71SF Persimmon
- B. 200S White
- C. 290-72SF Cotton Candy Pink
- D. 1009S Black